

Unique Disability Identity Card

UDID



What is UDID?

The Unique Disability Identity Document (UDID) is an identification card for a person with a disability (PWD).

The UDID card is also known as **Swavlamban Card**. The UDID project is initiated by the Department of Empowerment of Persons with Disabilities (Ministry of social justice and empowerment), it aims at building an integrated system for the issuance of Universal ID and Disability Certificate.

The card includes the demographic details and disability-related information of PWD across the country. A person having a disability covered under RPWD Act 2016 is eligible for the UDID.





Two types of UDID Card

Permanent Card

Permanent Card is issued at the 18 years of age or above.

You will have to renew the temporary card. Your hospital will inform you that after how many years you need to renew the card. Please note: You will have to visit the same hospital for the renewal of the card.

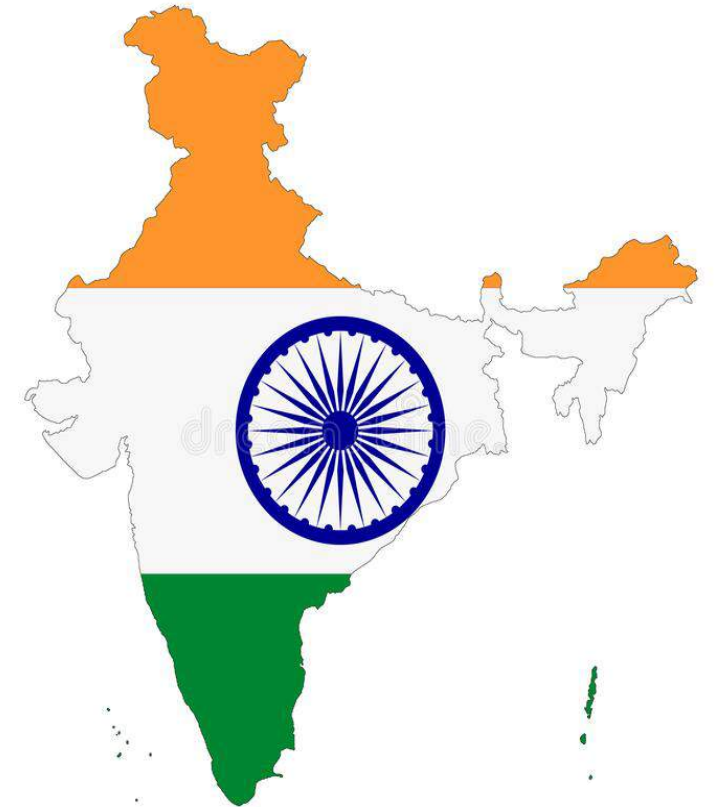
There is no need to renew the card if you have received the Permanent Card.

Temporary Card

Temporary card is issued to people below 18 years of age .

Who are eligible for UDID?

- All Indian citizens are eligible for UDID card.
- A person having a disability covered under RPWD Act 2016 is eligible for the UDID.
- Person with Disability should have percentage of disability 40 or above.



21 DISABILITIES MENTIONED UNDER RPWD ACT, 2016 ARE LEGALLY RECOGNIZED CATEGORIES OF DISABILITIES

1. Blindness	2. Low-vision	3. Leprosy Cured persons
4. Hearing Impairment	5. Locomotor disability	6. Dwarfism
7. Intellectual disability	8. Mental illness	9. Autism spectrum disorder
10. Cerebral Palsy	11. Muscular dystrophy	12. Chronic neurological conditions
13. Specific learning disabilities	14. Multiple sclerosis	15. Speech and language disability
16. Thalassemia	17. Hemophilia	18. Sickle cell disease
19. Multiple disabilities including deaf-blindness	20. Acid attack victims	21. Parkinson's disease

But, I have Disability Certificate, why do I need the UDID?

UDID	Disability Certificate
Applicable across India.*	Applicable state wise.
A single card is needed to get all the benefits.	Along with Disability Certificate, other documents are also needed.

***Please note: Some states are still in the process to make UDID applicable.**

Is the process of applying for Disability certificate and UDID same?

- UDID process is online but the assessment has to be done in district hospital, whereas DC is state specific and offline process. However, now with swavlamban card website one can apply for DC and UDID online.
- It is not mandatory to have Disability certificate while applying for UDID. If you do not have Disability certificate while applying for UDID, you will receive the disability certificate towards the end of application with the UDID Card.

How to apply for UDID?

The complete process of applying for Unique Disability Identity Document (UDID) can be completed on Swavlamban website. Following are the steps to register for UDID:

Once the registration is completed, you will **receive an enrollment number on the email ID and contact number** provided by you in the form above. (Please download and save the receipt. The receipt will contain the child's UDID enrollment number and the names of the government hospitals available in the nearby area to which you can take your child for assessment.)

Visit Swavlamban website at www.swavlambancard.gov.in.
(This is a government website and all data provided here is completely secure.)

Click on the link to **apply for Disability Certificate and UDID Card**. (You can see the link on the right side of the home page screen. www.swavlambancard.gov.in)

Fill in all the details on the form: Personal, Disability, Employment and Identity Details.

Upload all necessary documents required (Original Disability Certificate, Original Aadhaar Card, Passport Size Picture and Signature or Thumb impressions)

Click on **'submit details'** to complete the registration.

Swavlambancard website

The screenshot shows the homepage of the Unique Disability ID website. At the top left is the Government of India emblem and the text 'Unique Disability ID' and 'Department of Empowerment of Persons with Disabilities, Ministry of Social Justice and Empowerment, Govt. of India'. On the top right are links for 'Login', 'Department User Login', and 'Register', along with a search bar and the Swavlamban logo. Below this is a navigation menu with icons and labels for 'Home', 'About Us', 'Card Benefits', 'About Persons with Disabilities', 'Media Gallery', 'Suggestions & FAQs', 'UDID Card Status', and 'Contact Us'. A banner below the menu lists states with their UDID card counts: MADHYA PRADESH(52/52), UTTAR PRADESH(76/76), MAHARASHTRA(36/36), TELANGANA(33/33), ODISHA(30/30), RAJASTHAN(33/33), TAMIL NADU(38/38), KARNATAKA(30/30), GUJAR. The main content area features a video of a man and a child speaking at a podium, with a 'REGISTER NOW' button overlaid. To the right of the video is a vertical list of service links: 'Apply for Disability Certificate & UDID Card', 'Apply for Disability Certificate & UDID Card Renewal', 'Apply for Lost UDID Card', 'Track Your Application Status', and 'Download your e-Disability Card & e-UDID Card'. An arrow points from the text 'link to apply for Disability Certificate and UDID Card.' to the first link in this list.

link to apply for
**Disability Certificate
and UDID Card.**

Application Form

Unique Disability ID
 Department of Empowerment of Persons with Disabilities,
 Ministry of Social Justice and Empowerment, Government of India.

PERSON WITH DISABILITY REGISTRATION FORM

1. Personal Details

Applicant Name : _____
 Father's Name : _____
 Mother's Name : _____
 Date of Birth : _____ Age : _____
 Mobile No : _____ E-mail ID : _____
 Gender : Male Female Other

Mark of Identification : _____
 Category : General OBC* SC* ST*
 Blood Group : O+ O- A+ A- B+ B- AB+ AB-
 Marital Status : Married* Unmarried Widow Divorced Divorced & Widower

Name of Guardian/ Caretaker (Attendant / Related Person) : _____
 Relation with Person with Disability : Father Mother Wife Husband Uncle Aunt Sister Other

Educational Details : Primary Middle/Higher Primary Senior Secondary Higher Secondary Diploma Graduate PG Diploma Post Graduate Doctorate

2. Address Details

Correspondence Address : _____
 State/UTs : _____ Pincode : _____
 City/Sub District/Tahsil : _____ Village/Block : _____

Document for Address Proof : Driving Licence Ration Card Voter ID Other (Domestic Certificate)

Permanent Address : _____
 State/UTs : _____ Pincode : _____
 City/Sub District/Tahsil : _____ Village/Block : _____

3. Disability Details

Have disability Certificate : Yes* No* (If yes, please fill in the following details & attach disability certificate)
 Sr./Reg. No. of Certificate : _____ Date of Issue : _____
 Disability Percentage (%) : _____ (For example: 30%, 40%, 50%, 80%)

Details of Issuing Authority : Chief Medical Officer Medical Authority

Disability Type : Blindness Muscular Dystrophy Hearing Impairment Hemophilia
 Low Vision Parkinson's Disease Intellectual Disability Thalassemia
 Leprosy Cured Sickle Cell Disease Add Attack Victim Locomotor Disability
 Cerebral Palsy Dwarfism Mental Illness Multiple Sclerosis
 Specific Learning Disabilities Speech and Language Disability Autism Spectrum Disorder Chronic Neurological Conditions
 Multiple Disabilities including Deaf Blindness

Disability By Birth : Yes* No* Disability Since : _____ (in year)
 Pension Card Number : _____ Disability Scheme : _____

Hospital Treating Disability : _____
 Disability Area : Chest Ears Head Left Eye Left Hand Left Leg Mouth
 Nose Shoulder Throat Right Eye Right Hand Right Leg Stomach

Disability Due to : Accident Congenital Hereditary

4. Employment Details

Employed : Yes No* Unemployed Since : _____
 Occupation : Govt. Job Professional/Technical Agriculture Service & Shops
 Clerks Craft/Trade Workers Daily Wages Worker Plant/Factory
 Other Occupation _____

BPL/APL : N/A APL BPL Antodya

Personal Income (Annual) : Below 10,000 From 10,000 to 1,00,000 1,00,000 to 5,00,000 > 5,00,000
 Father Income (Annual) : Below 10,000 From 10,000 to 1,00,000 1,00,000 to 5,00,000 > 5,00,000
 Spouse Income (Annual) : Below 10,000 From 10,000 to 1,00,000 1,00,000 to 5,00,000 > 5,00,000

5. Identity Details

Attached Identity Proof : Driving Licence PAN Card Ration Card Voter ID Aadhar Card
 Identity Proof Number : _____
 Aadhar Card Number : _____ TIN (NPR) : _____
 Any Other State/UTs ID : _____ Other State/UTs ID Value : _____

I, _____, the applicant do hereby declare that what is stated above is true to the best of my own information and belief.

Date : _____ Applicant's Signature/Thumbprint : _____

Please Note: It is important to have medical assessment of your child once application form it submitted. The hospital which is assigned for the assessment will be based on the correspondence address.

Tip: It will be helpful if parents visit and gets the details of the medical assessment from the hospital before taking the child for assessment

Documents required for registration of UDID

Applicant will need a photo or a scanned copy of the following documents:

- **Original Aadhaar Card** (If the permanent address is different from the correspondence address, then the document will be needed for the permanent address.)
- **Passport Size Picture** (Only jpeg, jpg, gif and png image with size 15 KB to 30 KB)
- **Signature or Thumb Impression** (Please take the picture of both (right and left thumb) on blank white paper. Only jpeg, jpg, gif and png image with size 3 KB to 30 KB)
- **Original Disability Certificate** (If applicable. Only jpeg, jpg, gif and png image with size 10 KB to 100 KB)- It is not mandatory to have Disability certificate while applying for UDID.



Steps after registration

Once your registration is complete you will **receive a message on your phone** and email ID.

You can **download receipt and the form** from the swavlambancard website www.swavlambancard.gov.in

You can **visit the hospital (or the nearest hospital mentioned in the receipt)**, show the receipt and get **assessment**.

Once the assessment is done, your **UDID card will be sent for printing**.

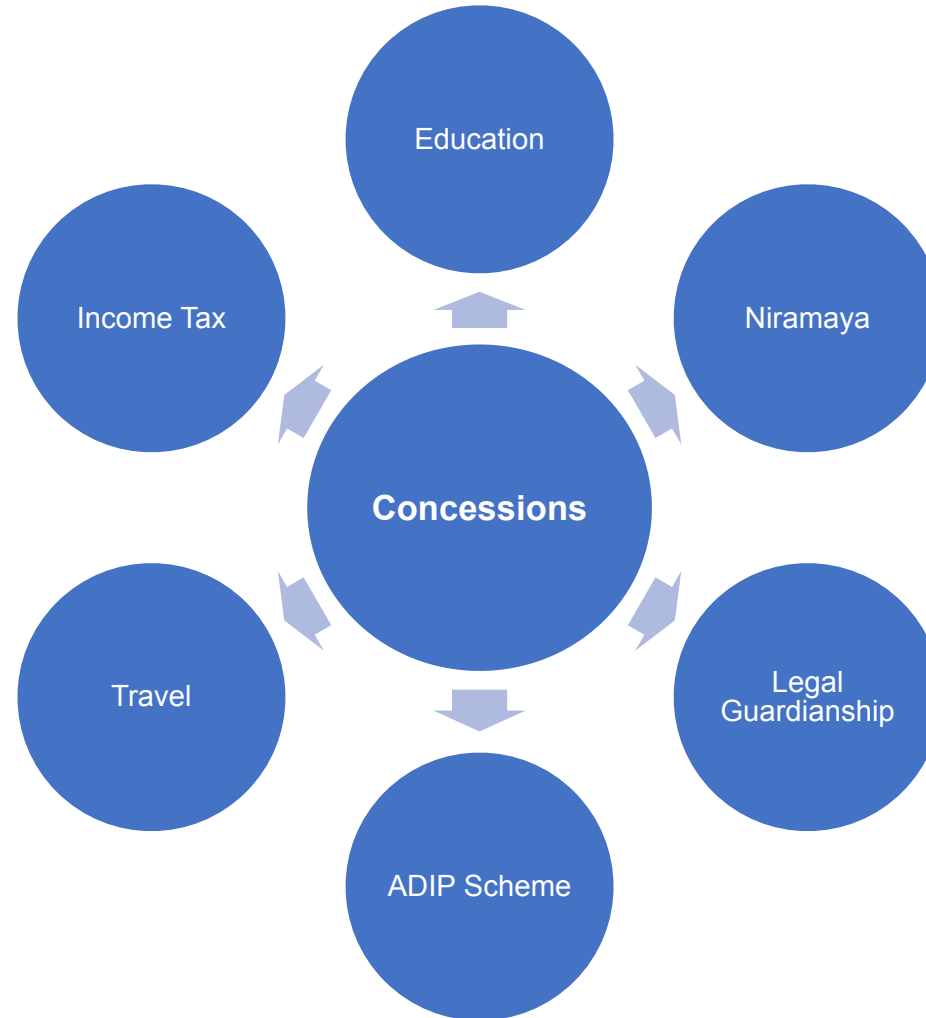
You can **track** your UDID Card status on the swavlambancard website www.swavlambancard.gov.in using the **enrollment number mentioned on the receipt/registered mobile number/Aadhaar number**.

Once the UDID card is generated you can **Download the soft copy of your e-Disability Card and e-UDID Card**.

How can I Track the status of my UDID?

- Go to swalambancard website at www.swalambancard.in .
- Once you go there you will see the option of login.
- To login you will have to put the enrollment number that you got with the receipt while you filled the form for UDID and the Date of birth
- Once you login you will the profile, you will see the 'status' of card.
- Click there to know the status of your card.

Concessions for People with Disabilities





Education



If your child is between 6 & 18 years of age, they are entitled to **free & compulsory education in any school** in your neighbourhood.

- 5% seats in any publicly funded college are reserved for individuals who qualify.
- Your child can seek admission even if they are up to 5 years older than the age-limit of the degree course.
- They are entitled to extra time &/or ascribe (writer) during exams.
- They will receive 5% relaxation of marks in NET / SLET exams.
- National Institute of open schooling: The student gets a period of 5 years to study and appear for the examination. The student may opt for 5 or 7 subjects .

Note: Inclusive education under the RTE act is provided through schemes like Sarva Shiksha Abhyan (classroom support)

Niramaya (Health Insurance Scheme)

It covers following disability:

CP, ID, ASD and multiple disability, Multiple disability can be combination of 2 disability, but one of the disability has to be CP, ID, ASD in order to avail this scheme. The scheme covers up to ₹1 lakh per year. There is no age limit for the Niramaya scheme and there is no income criteria.

Please note: it is not compulsory to have a UDID card to apply for Niramaya scheme. PWD can produce a valid disability certificate to apply for the scheme.

NIRAMAYA' HEALTH INSURANCE SCHEME REVISED BENEFIT CHART

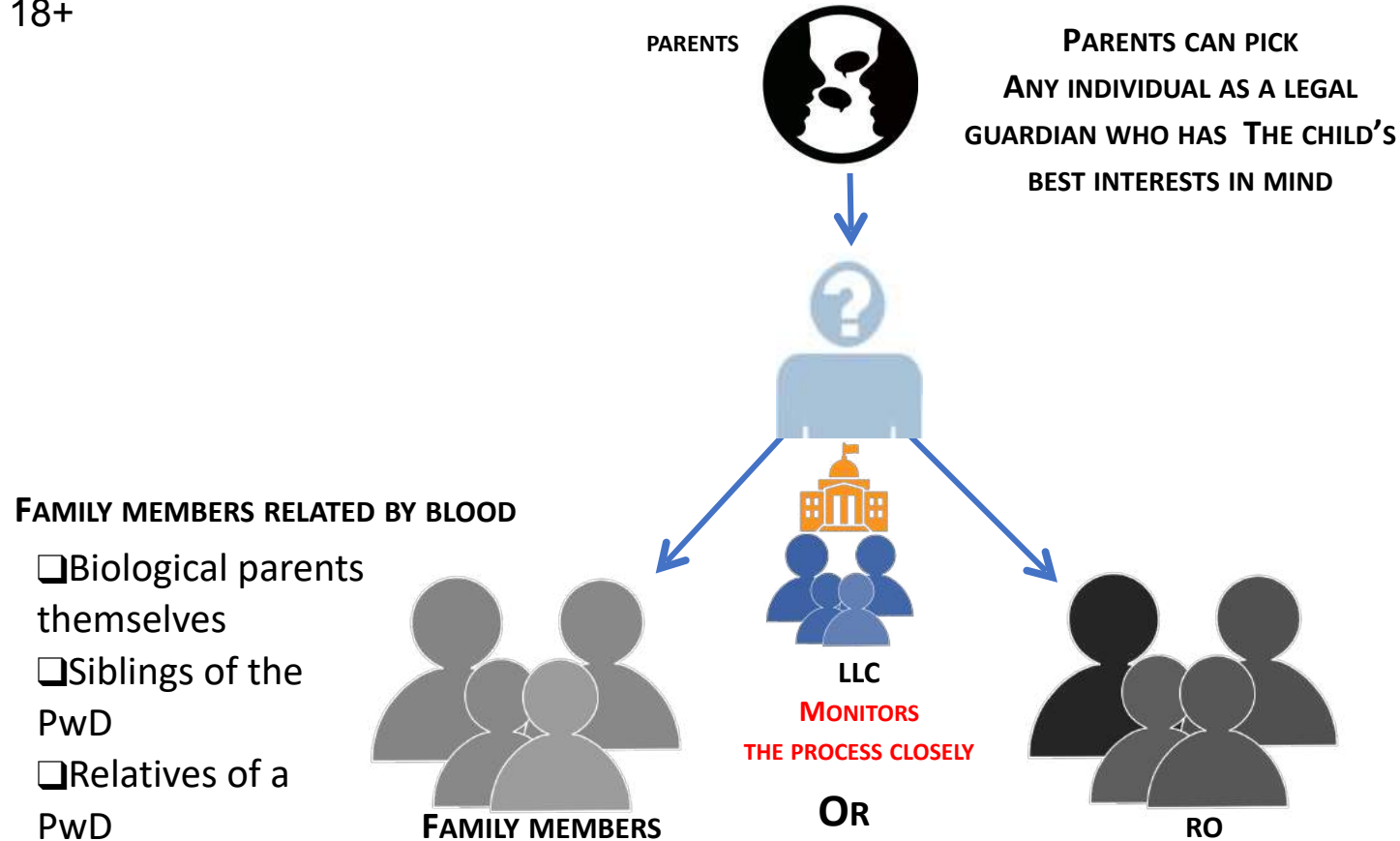
ON REIMBURSEMENT BASIS ONLY (W.E.F. APRIL, 2022)

SECTION	SUB-SECTION	DETAIL	SUB LIMIT	OVER ALL LIMIT OF SECTION
I		Over all Limit of Hospitalization		55,000/-
	A	Corrective Surgeries for existing Disability including congenital disability	40,000/-	
	B	Non- Surgical/ Hospitalization	15,000/-	
II		Overall Limit for Out Patient Department (OPD)		19,000/-
	A	OPDtreatment including the regular medical checkup ,medicines, pathology, diagnostic tests, etc.	15,000/-	
	B	Dental Preventive Dentistry	4,000/-	
III		Ongoing Therapiesto reduce impact of disability and disability related complications		20,000/-
IV		Alternative Medicine		4,000/-
V		Transportationcosts		2,000/-

OVERALL LIMIT OF THE COVERAGE FOR A PERSON: Rs.1,00,000/-

Legal Guardianship

- A Legal Guardianship is the legal process of appointing a legal guardian to the PwD, who has the authority to make decisions on all personal matters (in some cases financial too) on behalf of the PwD, to suit his/her best interests.
- The child should be 18+



ADIP Scheme

Aids and Appliances under Rs 1,00,000 are covered. According to the income of the PWD/parent/guardian, the amount of assistance is decided.

Total Income	Amount of Assistance
Up to Rs. 22,000/- per month	Full cost of aid/appliance
Rs. 22,001/- to Rs. 30,000/- per month	50% of the cost of aid/appliance


Eligibility for scheme:

- Should be citizen of India.
- Income should not exceed 30,000/- per month.

Travel

- PwDs can avail concessions in railways, and bus.
- The travel concession follows the old PWD Act 1995.
- Only seven types of disabilities are considered.
- All PwDs are entitled to 50%-75% *concession on bus / train fare*, depending on coach class.
- The concession is applicable for the person with disability and one escort (up to 25%).

Note: The bus concession varies from state to state. The concession depends on the percentage and the type of disability.



Reference: Ummeed Organisation

Income Tax

Section 80DD gives tax benefits to individual who supports a family member ore dependent with special need

80DD For Caregiver (माता-पिता या देखभालकर्ता)	80U For persons with disabilities (व्यक्ति जिनको डिसेबिलिटी है)
<ul style="list-style-type: none"> ✓ 40-80% OF DISABILTY: Rupees 75,000 deduction ✓ More than 80 % of Disability- 1.25 lacs of deduction 	<ul style="list-style-type: none"> ✓ 40-80% OF DISABILTY: Rupees 75,000 deduction ✓ More than 80 % of Disability- 1.25 lacs of deduction

Note: Only those paying the income tax on their current salary are eligible.



Nayi Disha & parents
Where Hope Meets Courage

are here to help!

Nayi Disha's *parent WhatsApp groups* & **monthly support groups**
are here
for all your doubts regarding raising a special-needs child.

To join the parent community &/or for more information,
Reach out to us:
8448448996

